

Fold

A mother's love  
is one of a kind.

*Love you  
Mum*

Fold

*Happy  
Mother's  
Day*

**You will need:** 2x sheets of A4 paper, 1x sheet of coloured A4 card, Glue stick or PVA, Scissors, Pens and craft material to decorate

The aim is to create a pop-up heart by sticking the 2 template pages on either side of the A4 cardboard. Page 1 of the template is what you cut to create the heart. For best results, decorate the template pages before cutting and sticking the card together.



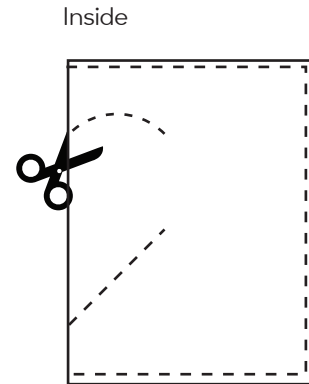
**Step 1**

Fold the A4 card and both sheets of paper in half




!

Do not cut the coloured card




**Step 2**

Having printed the templates using the A4 paper, cut along the dotted lines, making sure not to cut the fold lines of the heart




**Step 3**

Push heart cut-out inwards to create the 'pop-up'



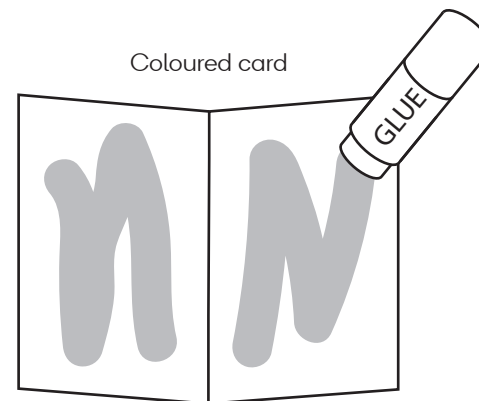
**Step 4**

With heart folded in, apply glue to back



**Step 5**

Stick the template onto the coloured card, making sure not to stick the coloured heart. This is the inside of the card completed



**Step 6**

For the outside, flip the coloured card and apply glue to the back



**Step 7**

Stick the outside template page to the card